

AIL Framework for Analysis of Information Leaks

data mining - website and darkweb correlation



CIRCL

Computer Incident
Response Center
Luxembourg

Alexandre Dulaunoy

alexandre.dulaunoy@circl.lu

Aurélien Thirion

aurelien.thirion@circl.lu

info@circl.lu

April 20, 2020

Privacy, AIL and GDPR

- Many modules in AIL can process personal data and even special categories of data as defined in GDPR (Art. 9).
- The data controller is often the operator of the AIL framework (limited to the organisation) and has to define **legal grounds for processing personal data**.
- To help users of AIL framework, a document is available which describe points of AIL in regards to the regulation¹.

¹<https://www.circl.lu/assets/files/information-leaks-analysis-and-gdpr.pdf>

Potential legal grounds

- **Consent of the data subject** is in many cases not feasible in practice and often impossible or illogical to obtain (Art. 6(1)(a)).
- Legal obligation (Art. 6(1)(c)) - This legal ground applies mostly to CSIRTs, in accordance with the powers and responsibilities set out in CSIRTs mandate and with their constituency, as they may have the legal obligation to collect, analyse and share information leaks without having a prior consent of the data subject.
- Art. 6(1)(f) - Legitimate interest - Recital 49 explicitly refers to CSIRTs' right to process personal data provided that they have a legitimate interest but not colliding with fundamental rights and freedoms of data subject.

Objectives

Our objectives

- Show how to use and extend an open source tool to monitor web pages, pastes, forums and hidden services
- Explain challenges and the design of the AIL open source framework
- Learn how to create new modules
- Learn how to use, install and start AIL
- **Supporting investigation using the AIL framework**

AIL Framework

From a requirement to a solution: AIL Framework

History:

- AIL initially started as an **internship project** (2014) to evaluate the feasibility to automate the analysis of (un)structured information to find leaks.
- In 2019, AIL framework is an **open source software** in Python. The software is actively used (and maintained) by CIRCL and many organisations.

AIL Framework: A framework for Analysis of Information Leaks

"AIL is a modular framework to analyse potential information leaks from unstructured data sources."



Capabilities Overview

Common usage

- **Check** if mail/password/other sensitive information (terms tracked) leaked
- **Detect** reconnaissance of your infrastructure
- **Search** for leaks inside an archive
- **Monitor** and crawl websites

Support CERT and Law Enforcement activities


- Proactive investigation: leaks detection
 - List of emails and passwords
 - Leaked database
 - AWS Keys
 - Credit-cards
 - PGP private keys
 - Certificate private keys
- Feed Passive DNS or any passive collection system
- CVE and PoC of vulnerabilities most used by attackers

Support CERT and Law Enforcement activities

- Website monitoring
 - monitor booters
 - Detect encoded exploits (WebShell, malware encoded in Base64, ...)
 - SQL injections
- Automatic and manual submission to threat sharing and incident response platforms
 - MISP
 - TheHive
- Term/Regex monitoring for local companies/government

Sources of leaks

Mistakes from users:






[Pull requests](#) [Issues](#) [Marketplace](#) [Gist](#)


[Repositories](#) **135** [Code](#) **1K** [Commits](#) **322K** [Issues](#) [Wikis](#) [Users](#)



322,302 commit results


Sort: **Best match** ▾



 **Make remove_password actually work**
[javitonino](#) committed to [freaktiful/cartodb](#) on 1 Mar

 **remove password**
[wenlei](#) committed to [cjw1990/wap_demo](#) 2 days ago

 **remove password**
[yejune](#) committed to [yejune/dockerfile-sshd](#) 3 days ago

Sources of leaks: Paste monitoring

- Example: `http://pastebin.com/`
 - Easily storing and sharing text online
 - Used by programmers and legitimate users
 - Source code & information about configurations

Sources of leaks: Paste monitoring

- Example: <http://pastebin.com/>
 - Easily storing and sharing text online
 - Used by programmers and legitimate users
 - Source code & information about configurations
- Abused by attackers to store:
 - List of vulnerable/compromised sites
 - Software vulnerabilities (e.g. exploits)
 - Database dumps
 - User data
 - Credentials
 - Credit card details
 - More and more ...

Examples of pastes

text 4.41 KB

```
1. - - - - - Tool by Y3t1y3t ( u  
2.  
3.
```

text 4.57 KB

```
1. #include "wejwyj.h"  
2.  
3. int zapisz (FILE *plik_  
4.     int i, j;  
5. if (obr->KOLOR==0) {  
6.  
7.     fprintf (plik_wy, "P2  
8.     fprintf (plik_wy, "%d  
9.     fprintf (plik_wy, "%d  
10. for (i=0; i<obr->wymy  
11.     for (j=0; j<obr->wymx; j++  
12.         fprintf (plik_wy, "%d ",  
13.     }
```

text 2.02 KB

```
1. KillerGram - Yuffie - Smoke The Big Dick [smkwhr] (Upload  
2.  
3.
```

text 2.66 KB

```
1. <item name="%the_component_to_be_disabled%" xsi:type="array">  
2.     <item name="config" xsi:type="array">  
3.         <item name="componentDisabled" xsi:type="boolean">true</item>  
4.     </item>  
5. </item>  
6.  
7. <?xml version="1.0"?>  
8.  
9. <page xmlns:xsi="http://www.w3.org/2001/XMLSchema-instance" xsi:noNamespace  
/etc/page_configuration.xsd">  
10.     <body>  
11.         <referenceBlock name="checkout.root">  
12.             <arguments>  
13.                 <argument name="jsLayout" xsi:type="array">
```

Why so many leaks?

- Economical interests (e.g. Adversaries promoting services)
- Political motives (e.g. Adversaries showing off)
- Collaboration (e.g. Criminals need to collaborate)
- Operational infrastructure (e.g. malware exfiltrating information on a pastie website)
- Mistakes and Errors

Are leaks frequent?

Yes!

and we have to deal with this as a CSIRT.

- **Contacting companies or organisations** who did specific accidental leaks
- **Discussing with media** about specific case of leaks and how to make it more practical/factual for everyone
- Evaluating the economical market for cyber criminals (e.g. DDoS booters² or reselling personal information - reality versus media coverage)
- Analysing collateral effects of malware, software vulnerabilities or exfiltration

→ And it's important to detect them automatically.

Paste monitoring at CIRCL: Statistics

- Monitored paste sites: 27
 - *pastebin.com*
 - *ideone.com*
 - ...

	2016	2017	08.2018
Collected pastes	18,565,124	19,145,300	11,591,987
Incidents	244	266	208

Table: Pastes collected and incident³ raised by CIRCL

³<http://www.circl.lu/pub/tr-46>

MISP

MISP Taxonomies

- **Tagging** is a simple way to attach a classification to an event or an attribute.
- **Classification must be globally used to be efficient.**
- Provide a set of already defined classifications modeling estimative language
- Taxonomies are implemented in a simple JSON format ⁴.
- Can be easily cherry-picked or extended

⁴<https://github.com/MISP/misp-taxonomies>

Taxonomies useful in AIL

- **infoleak**: Information classified as being potential leak.
- **estimative-language**: Describe quality and credibility of underlying sources, data, and methodologies.
- **admiralty-scale**: Rank the reliability of a source and the credibility of an information
- **fpf⁵**: Evaluate the degree of identifiability of personal data and the types of pseudonymous data, de-identified data and anonymous data.

Taxonomies useful in AIL

- **tor**: Describe Tor network infrastructure.
- **dark-web**: Criminal motivation on the dark web.
- **copine-scale**⁶: Categorise the severity of images of child sex abuse.

threat sharing and incident response platforms



Goal: submission to threat sharing and incident response platforms.

threat sharing and incident response platforms




1. Use infoleak taxonomy⁷
2. Add your own tags
3. Export AIL objects to MISP core format
4. Download it or Create a MISP⁸

⁷<https://www.misp-project.org/taxonomies.html>

⁸<https://www.misp-standard.org/rfc/misp-standard-core.txt>

MISP Export

1Gt545E48EPsyTC8voKQDCFpTkwuXduw :

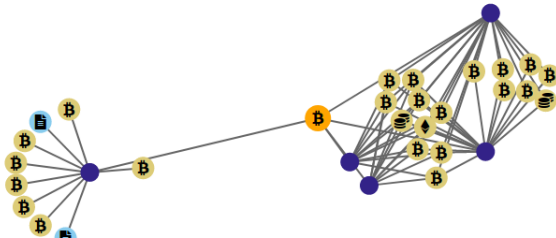
Object type	type	First seen	Last seen	Nb seen
cryptocurrency	 bitcoin	2020/01/17	2020/02/20	5

Expand Bitcoin address

Graph

Resize Graph

Add to  Export



MISP Export



nttfj36sp47cw2yecop572zvjjeazgazieunllouudplzqt2m
5h465yd.onion :

First Seen	Last Check	Ports
------------	------------	-------

2020/02/19	2020/02/19	[*80]
------------	------------	-------

infoleak:automatic-detection="onion"





Last Origin: crawled/2020/02/19/dark.failc126d32a-3ed1-468f-ba24-f2e5956f4035

🔍 Show Domain Correlations **4**

Add to  Export

27 of 89

 Screenshot 

 Hide

 Empire Market

[LOGIN](#) [REGISTER](#) [FORUMS](#) [VE](#)


 [Login](#)

 [LOGIN TO EMPIRE MARI](#)

Welcome to Empire Market! Please log
Registrations are free and open to every








 [Login](#)

MISP Export



MISP Exporter

Select a list of objects to export

Object Type	Object ID	Lvl	
Object type... ▾		0	  
Object type... ▾	1Gt545E48EPsyTC8voKQDCfpTkwiuXduw	✓ 1	 
Domain ▾	nttfj36sp47cw2yecop572zjvjeazgzieunlloudplzqt2m5h465yd.onion	✓ 0	 

JSON Export Export to MISP Instance

Distribution: ▾

Threat Level: ▾

Analysis: ▾


Event Info:

Publish Event

[Export Objects](#)

Automatic submission on tags

MISP Auto Event Creation Enabled



MISP
Threat Sharing

✕ Disable Event Creation

The hive auto export Disabled



TheHive

Enable Alert Creation

Metadata : 6 / 25

Show entries Search:

Whitelist	Tag	
<input checked="" type="checkbox"/>	infoleak:automatic-detection="api-key"	
<input checked="" type="checkbox"/>	infoleak:automatic-detection="aws-key"	
<input checked="" type="checkbox"/>	infoleak:automatic-detection="base64"	
<input type="checkbox"/>	infoleak:automatic-detection="bitcoin-address"	
<input type="checkbox"/>	infoleak:automatic-detection="bitcoin-private-key"	

Showing 1 to 5 of 25 entries

Previous

Next

Metadata : 23 / 25

Show entries Search:

Whitelist	Tag	
<input checked="" type="checkbox"/>	infoleak:automatic-detection="api-key"	
<input checked="" type="checkbox"/>	infoleak:automatic-detection="aws-key"	
<input checked="" type="checkbox"/>	infoleak:automatic-detection="base64"	
<input checked="" type="checkbox"/>	infoleak:automatic-detection="bitcoin-address"	
<input checked="" type="checkbox"/>	infoleak:automatic-detection="bitcoin-private-key"	

Showing 1 to 5 of 25 entries

Previous

Next

Current capabilities

AIL Framework: Current capabilities

- Extending AIL to add a new **analysis module** can be done in 50 lines of Python
- The framework **supports multi-processors/cores by default**. Any analysis module can be started multiple times to support faster processing during peak times or bulk import
- **Multiple** concurrent **data input**
- Tor Crawler

AIL Framework: Current features




- Extracting **credit cards numbers, credentials, phone numbers, ...**
- Extracting and validating potential **hostnames**
- Keeps track of **duplicates**
- Submission to threat sharing and incident response platform (**MISP** and **TheHive**)
- **Full-text indexer** to index unstructured information
- **Tagging** for classification and searches
- Terms, sets and regex **tracking and occurrences**
- Archives, files and raw **submission** from the UI
- PGP and Decoded (Base64, ...) Correlation
- And many more

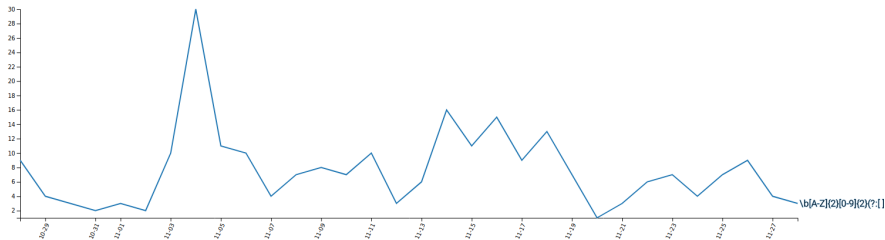
Terms Tracker

- Search and monitor specific keywords
 - Automatic Tagging
 - Email Notifications
- Track Term
 - ddos
- Track Set
 - booter,ddos,stresser;2
- Trag Regex
 - circl\.lu

Terms Tracker:

82a87a6a-88f1-4ab1-ba53-1bf15211b4b8

Type	Tracker	Date added	Level	Created by	First seen	Last seen	Tags	Email	
regex	<code>\b[A-Z](2)[0-9](2)(?[1]?[0-9](4))(4)(?[1]?[0-9](3))(?[1]?[0-9](1,2))?[b</code>	2019/09/12	1	admin@admin.test	2018/08/31	2019/11/28			




 yyyy-mm-dd


 yyyy-mm-dd


 Search Tracked Items


Terms Tracker - Practical part

- **Create and test** your own term tracker

 Tags (optional, space separated)

 E-Mails Notification (optional, space separated)

 Tracker Description (optional)

 Show tracker to all Users

- Select a tracker type - ▾

[+ Add Tracker](#)

Recon and intelligence gathering tools

- **Attacker also share informations**
- Recon tools detected: 94
 - sqlmap
 - dnscan
 - whois
 - msfconsole (metasploit)
 - dnmap
 - nmap
 - ...

Recon and intelligence gathering tools

```
#####  
=====  
Hostname      www.pabloquintanilla.cl      ISP      Wix.com Ltd.  
Continent     North America                Flag  
US  
Country       United States                Country Code  US  
Region        Unknown                      Local time   19 Nov 2019 07:59 CST  
City          Unknown                      Postal Code  Unknown  
IP Address     185.230.60.195              Latitude    37.751  
                                   Longitude   -97.822  
=====  
#####  
> www.pabloquintanilla.cl  
Server:       38.132.106.139  
Address:      38.132.106.139#53  
  
Non-authoritative answer:  
www.pabloquintanilla.cl canonical name = www192.wixdns.net.  
www192.wixdns.net      canonical name = balancer.wixdns.net.  
Name: balancer.wixdns.net  
Address: 185.230.60.211  
>  
#####  
Domain name: pabloquintanilla.cl  
Registrant name: SERGIO TORO  
Registrant organisation:  
Registrar
```









Decoder

- Search for encoded strings
 - Base64
 - Hexadecimal
 - Binary
- Guess Mime-type
- Correlate paste with decoded items

Decoder: Practical Part

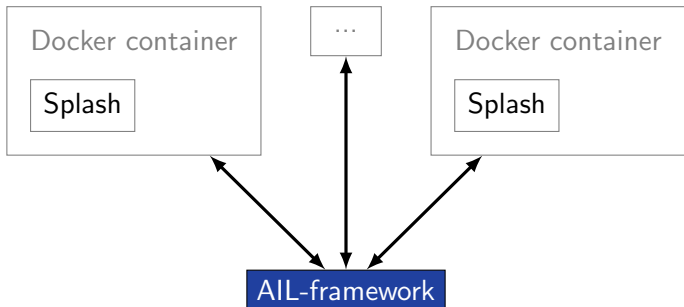
Which type of decoded file have the highest size ?

Decoder: Practical Part

estimated type	hash	first seen	last seen	nb Item	size	Virus Total	Sparkline
application/x-dosexec	c11c2be8d9ba4e86c8effaa411aa6b867ba75abe	2019/11/28	2019/11/28	1	191	Send this file to VT 	
application/x-dosexec	a50cba731204ecce193b40178399a250b5ce6f67	2019/11/28	2019/11/28	1	32768	Send this file to VT 	
application/x-dosexec	cc5f2f0da71f443ec12ae1b3cb6ab8bad80f22c4	2019/11/28	2019/11/28	1	203	Send this file to VT 	
application/x-dosexec	eed67e8fa9cb9a43fea21ae653983a8e0a174f63	2019/11/26	2019/11/28	6	83	Send this file to VT 	

Crawler

- Crawlers are used to navigate on regular website as well as .onion addresses (via automatic extraction of urls or manual submission)
- Splash ("scriptable" browser) is rendering the pages (including javascript) and produce screenshots (HAR archive too)



Crawler

How a domain is crawled by default

1. Fetch the first url
2. Render javascript (webkit browser)
3. Extract all urls
4. Filter url: keep all url of this domain
5. crawl next url (max depth = 1)

Crawler: DDoS Booter

qy4n6ptiraa7mtfy73wcp6da2xrapmbanwfr5kei4zrq2va4uscvogid.onion :UP

First Seen	Last Check	Ports
2019/08/15	2019/10/06	[80]

infoleak:automatic-detection="bitcoin-address" infoleak:automatic-detection="ethereum-address"

infoleak:automatic-detection="onion" infoleak:automatic-detection="credit-card" ddos

Last Origin: crawled/2019/10/05/mqbyxj4ladgz5cd.onion0aa31681-fa45-4fc3-8151-7a7c5ac7e906

2


☰ Cryptocurrencies 2 ▼

HideFull resolution

HOME ABOUT PROOF PRICE PAYMENT

DDOSTECH

WICKR. DDOS TECHNOLOGY



Reviews

April 25, 2019






I turned to this service on the recommendation of my friend, ordered an attack for a whole week, the work was done with high quality and responsibility.

September 21, 2018

I found this site through YAHOO, immediately contacted this service, and I had a free attack for almost ten minutes.

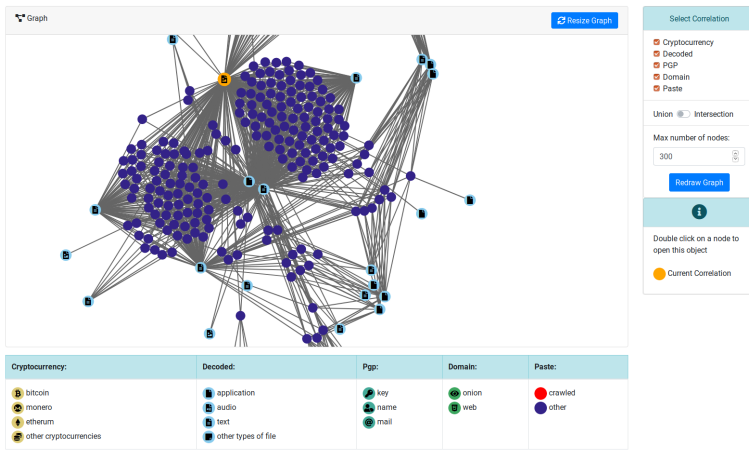
We accept:

Accept payments cryptocurrency. Cryptocurrency transfers guarantee your our security transaction. We accept BTC, ETH, DASH, LTC, ETC, XMP ...



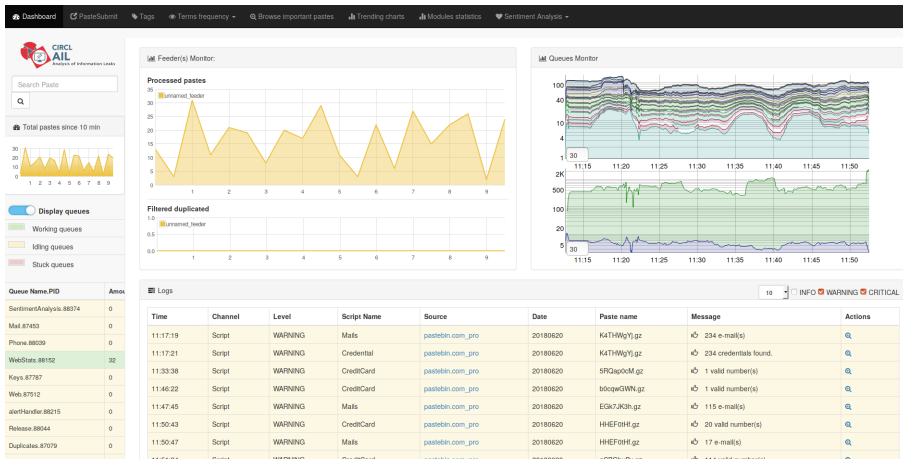
Wallets Addresses

Correlations and relationship



Live demo!

Example: Dashboard



Example: Text search

Q 1 Results for "gandcrab"

Index: 2019-05-20 - 1365.328591 Mb

Show 10 entries Search:

#	Path	Date	Size (Kb)	Action
0	crawled/2019/05/17/vs5e7g245s3pxjoc.onion374a1a89-4b16-4c3f-a460-4be8898da140 crawler.cve	2019/05/17	15.44	i Q

Showing 1 to 1 of 1 entries


Previous **1** Next

Totalling 1 results related to paste content

Example: Pastes Metadata (1)

infoleak:automatic-detection="phone-number" infoleak:automatic-detection="mail" infoleak:automatic-detection="base64" +

Date	Source	Encoding	Language	Size (Kb)	Mime	Number of lines	Max line length
04/05/2019	pastebin.com_pro	text/plain	None	6.12	text/plain	1650	100

Create  Event

Duplicate list:

Show entries

Search:

Hash type	Paste info	Date	Path	Action
[tlsh]	Similarity: [19]%	2019-04-13	archive/pastebin.com_pro/2019/04/13/EbMVR87S.gz	<input type="checkbox"/>
[tlsh]	Similarity: [10]%	2019-04-11	archive/pastebin.com_pro/2019/04/11/2X5HRVnX.gz	<input type="checkbox"/>
[tlsh]	Similarity: [23]%	2019-04-25	archive/pastebin.com_pro/2019/04/25/T52b6M4c.gz	<input type="checkbox"/>
[tlsh]	Similarity: [14]%	2019-04-17	archive/pastebin.com_pro/2019/04/17/CuS93H7K.gz	<input type="checkbox"/>
[tlsh]	Similarity: [23]%	2019-04-20	archive/pastebin.com_pro/2019/04/20/AQd0qGVQ.gz	<input type="checkbox"/>
[tlsh]	Similarity: [20]%	2019-04-20	archive/pastebin.com_pro/2019/04/20/6DDc13b8.gz	<input type="checkbox"/>
[tlsh]	Similarity: [21]%	2019-05-05	alerts/pastebin.com_pro/2019/05/05/X8nJLzda.gz	<input type="checkbox"/>
[tlsh]	Similarity: [7]%	2019-04-13	archive/pastebin.com_pro/2019/04/13/Lyp4FVWW.gz	<input type="checkbox"/>

Showing 1 to 8 of 8 entries





Previous **1** Next

Example: Pastes Metadata (2)

Hash files:

Show entries

Search:

estimated type	hash	saved_path	Virus Total
 application/octet-stream	3975f058bb0d445b60c10a11f1a5d88e19e4fa84 (1)	HASHS/application/octet-stream /39/3975f058bb0d445b60c10a11f1a5d88e19e4fa84	Send this file to VT 
 application/octet-stream	fed93c1753270fc849a4db37027b569cdd9a6108 (1)	HASHS/application/octet-stream /fe/fed93c1753270fc849a4db37027b569cdd9a6108	Send this file to VT 

Showing 1 to 2 of 2 entries

Previous **1** Next

Example: Pastes Metadata (3)


🌟 Crawled Item ⌵

Domain [2gtyctckj2y5e3ln.onion:80](#)


Father [crawled/2019/05/20/2gtyctckj2y5e3ln.onion954e1b05-aaa-4586-a4bc-804bf27b54f7](#)

Url [http://2gtyctckj2y5e3ln.onion/index/forgot/password?tc=1](#)

Full resolution

 **Empire Market**

LOGIN REGISTER FORUMS VERIFY MIRROR

 **MNEMONIC VERIFICATION - PASSWORD/PIN RESET**

Please type your username and security mnemonic below that was provided to you at the time of registration.

Example: Browsing content

Content:

```
http://members2.mofosnetwork.com/access/login/  
somoextremos:buddy1990  
brazzers_glenn:cocklick  
brazzers61:braves01
```

```
http://members.naughtyamerica.com/index.php?m=login  
gernblanston:3unc2352  
Janhuss141200:310575  
igetaliwant:1377zeph  
pwilks89:mon22key  
Bman1551:hockey
```

```
MoFos IKnowThatGir1 PublicPickUps  
http://members2.mofos.com  
ChriSmagg40884:loganm40  
brando1:zzbrando1  
aacoen:1q2w3e4r  
1rstunkle23:my8self
```

```
BraZZers  
http://ma.brazzers.com  
gcjensen:gcj21pva  
skycsc17:rbcndnd
```

```
#####
```

```
>| Get Daily Update Fresh Porn Password Here |<
```

```
=> http://www.erq.io/4mF1
```

Example: Browsing content


Content:


```
Over 50000+ custom hacked xxx passwords by us! Thousands of free xxx passwords to the hottest paysites!  
  
#####  
>| Get Fresh New Premium XXX Site Password Here |<  
  
=> http://www.erq.io/4mF1  
  
#####  
  
http://ddfnetwork.com/home.html  
eu172936:hCSBgKh  
UecwB6zs:159X0$!r#6K78FuU  
  
http://pornxn.stiffia.com/user/login  
feldwWek8939:R0bluJ8XtB  
dabudka:17891789  
brajits:brajits1  
  
http://members.pornstarplatinum.com/sblogin/login.php/  
gigiriveracom:xxxjay  
jayx123:xxxjay69  
  
http://members.vividceleb.com/  
Rufio99:fairhaven  
SchIFRv1:102091  
Chaos84:HOLE5244  
Riptor795:blade7  
Domi80:harkonnen  
GaggedUK:a1k0chan  
  
http:
```

Example: Search by tags

Search Tags by date range :

2019-05-19 2019-05-21









 Search Tags

Show

10

entries

Search:

Date	Path	# of lines	Action
2019/05/19	archive/pastebin.com_pro/2019/05/19/ej67tQ4b.gz cve bitcoin-address	71	 
2019/05/21	archive/pastebin.com_pro/2019/05/21/vM2SwyTe.gz cve bitcoin-address	69	 
2019/05/21	archive/pastebin.com_pro/2019/05/21/rsnHnp5L.gz cve bitcoin-address	71	 

Showing 1 to 3 of 3 entries

Previous **1** Next

API

Setting up the framework

Setting up AIL-Framework from source or virtual machine

Setting up AIL-Framework from source

```
1 git clone
   https://github.com/ail-project/ail-framework.git
2 cd AIL-framework
3 ./installing_deps.sh
```

AIL ecosystem - Challenges and design

ALL ecosystem: Technologies used

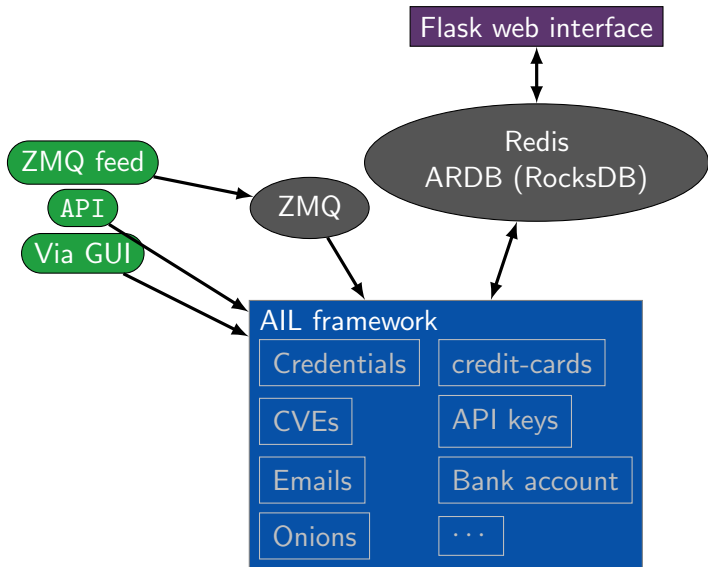
Programming language: Full python3

Databases: Redis and ARDB

Server: Flask

Data message passing: ZMQ, Redis list and Redis
Publisher/Subscriber

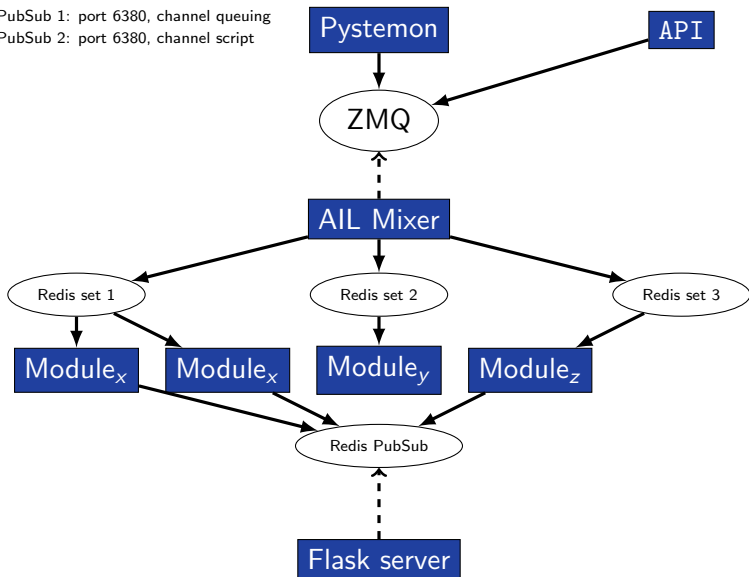
AIL global architecture 1/2



AIL global architecture 2/2

Redis PubSub 1: port 6380, channel queuing

Redis PubSub 2: port 6380, channel script

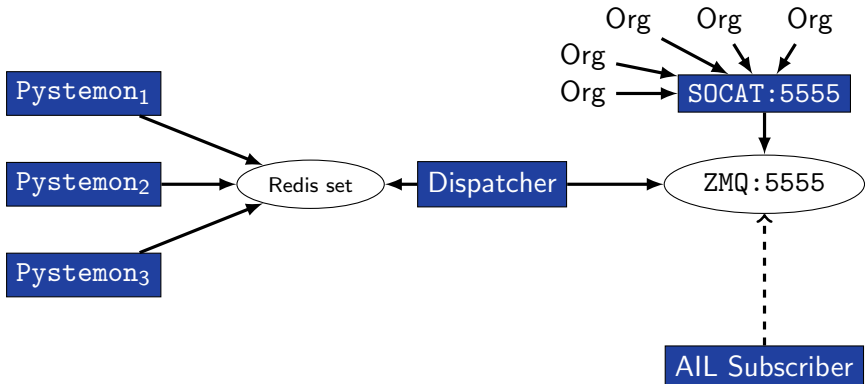


Data feeder: Gathering pastes with pystemon

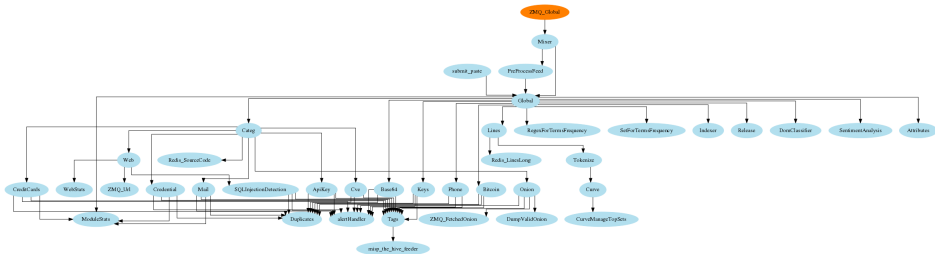
Pystemon global architecture

Redis PubSub 1: port 6380, channel queuing

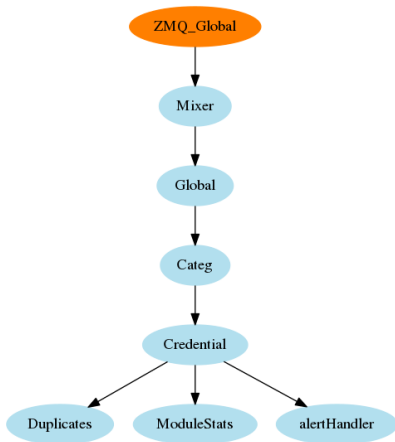
Redis PubSub 2: port 6380, channel script



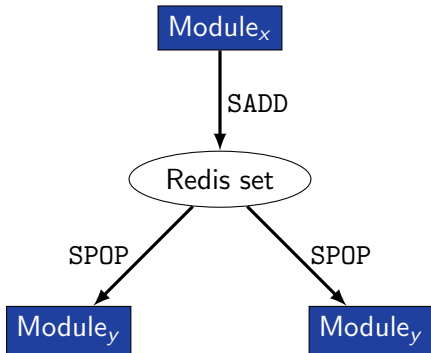
AIL global architecture: Data streaming between module



ALL global architecture: Data streaming between module (Credential example)



Message consuming



- No message lost nor double processing
- Multiprocessing!

Starting the framework

Running your own instance from source

Make sure that ZMQ_Global→address =

tcp://crf.circl.lu:5556,tcp://127.0.0.1:5556 in configs/core.cfg

Accessing the environment and starting AIL

```
1
2 # Launch the system and the web interface
3 cd bin/
4 ./LAUNCH -l
```

Running your own instance using the virtual machine

Login and passwords:

```
1 # Web interface (default network settings)
2   https://127.0.0.1:7000/
3 # Web interface:
4   admin@admin.test
5   Password1234
6 # SSH:
7   ail
8   Password1234
```

Feeding the framework

Feeding AIL

There are different way to feed AIL with data:

1. Be a trusted partner with CIRCL and ask to get access to our feed
`info@circl.lu`
2. Setup *pystemon* and use the custom feeder
 - *pystemon* will collect pastes for you
3. Feed your own data using the API or the `import_dir.py` script
4. Feed your own file/text using the UI (Submit section)

Feeding AIL

There are different way to feed AIL with data:

1. CIRCL trusted partners can ask to access our feed info@circl.lu
 - ▷ You already have access
2. ~~Setup *pystemon* and use the custom feeder~~
 - ~~*pystemon* will collect pastes for you~~
3. Feed your own data using the API or `import_dir.py` script
4. Feed your own file/text using the UI (Submit section)

Via the UI (1)

Files submission

Submit a file

No file selected.

Archive Password

Tags :

Via the UI (2)


Submitting Pastes ...


100 %

Files Submitted **1/1**

Submitted pastes

```
/home/all/git/AIL.framework/PASTES/submitted/2018/06/29/02071570-b464-4bbb-be59-37c58c9b8925.gz
```

Submitted Pastes 

Success 

Feeding AIL with your own data - API

api/v1/import/item

```
1 {  
2   "type": "text",  
3   "tags": [  
4     "infoleak:analyst-detection=\"private-key\""  
5   ],  
6   "text": "text to import"  
7 }
```

Feeding ALL with your own data - import_dir.py (1)

/!\ requirements:

- Each file to be fed must be of a reasonable size:
 - ~ 3 Mb / file is already large
 - This is because some modules are doing regex matching
 - If you want to feed a large file, better split it in multiple ones

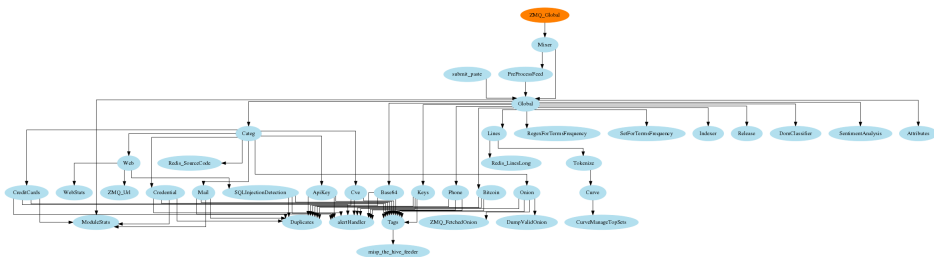
Feeding ALL with your own data - import_dir.py (2)

1. Check your local configuration `bin/package/config.cfg`
 - In the file `bin/package/config.cfg`,
 - Add `127.0.0.1:5556` in `ZMQ_Global`
 - (should already be set by default)
2. Launch `import_dir.py` with the directory you want to import
 - `import_dir.py -d dir_path`

Creating new features

Developing new features: Plug-in a module in the system

Choose where to put your module in the data flow:



Then, modify `bin/package/modules.cfg` accordingly

Writing your own modules - /bin/template.py

```
1 import time
2 from pubsublogger import publisher
3 from Helper import Process
4 if __name__ == '__main__':
5     # logger setup
6     publisher.port = 6380
7     publisher.channel = 'Script'
8     # Section name in configs/core.cfg
9     config_section = '<section name>'
10    # Setup the I/O queues
11    p = Process(config_section)
12    # Endless loop getting messages from the input queue
13    while True:
14        # Get one message from the input queue
15        message = p.get_from_set()
16        if message is None:
17            publisher.debug("{} queue is empty, waiting".format(config_section))
18            time.sleep(1)
19            continue
20        # Do something with the message from the queue
21        something_has_been_done = do_something(message)
22
```

Practical part

Practical part: Pick your choice

1. Update support of docker/ansible
2. Graph database on `Credential.py`
 - Top used passwords, most compromised user, ...
3. Webpage scrapper
 - Download html from URL found in pastes
 - Re-inject html as paste in AIL
4. Improvement of `Phone.py`
 - Way to much false positive as of now. Exploring new ways to validate phone numbers could be interesting
5. **Your custom feature**

Contribution rules

How to contribute



Glimpse of contributed features

- Docker
- Ansible
- Email alerting
- SQL injection detection
- Phone number detection

How to contribute

- Feel free to fork the code, play with it, make some patches or add additional analysis modules.

How to contribute

- Feel free to fork the code, play with it, make some patches or add additional analysis modules.
- Feel free to make a pull request for your contribution

How to contribute

- Feel free to fork the code, play with it, make some patches or add additional analysis modules.
- Feel free to make a pull request for your contribution
- That's it!

< (^ . ^) >

Final words

- Building AIL helped us to find additional leaks which cannot be found using manual analysis and **improve the time to detect duplicate/recycled leaks.**

→ Therefore quicker response time to assist and/or inform proactively affected constituents.

Ongoing developments

- Python API wrapper
- **Data retention (export/import)**
- MISP format support (MISP modules expansion)
- auto Classify content by set of terms
 - CE contents
 - DDOS booters
 - ...
- Crawled items
 - duplicate crawled domains
 - tor indexer
 - crawler cookie authentication

Annexes

Managing AIL: Old fashion way

Access the script screen

```
1 screen -r Script
```

Table: GNU screen shortcuts

Shortcut	Action
C-a d	detach screen
C-a c	Create new window
C-a n	next window screen
C-a p	previous window screen

Managing your modules: Using the helper

```
screen(1: ModuleInformation)
Running Queues
Action Queue name PID # S Time R Time Processed element CPU % Mem % Avg CPU%
<K> Attributes 31731 5 2017-08-03 00:24:03 0:00:01 G3rBpVqV 3.10% 1.56% 3.60%
<K> BrowseWarningPaste 31952 2 2017-08-03 00:23:55 0:00:09 yP3DaL03 0.00% 1.43% 0.00%
<K> Categ 31766 30 2017-08-03 00:23:58 0:00:06 Hs13zr6Y 6.70% 1.64% 17.40%
<K> Credential 31822 7 2017-08-03 00:24:04 0:00:00 yP3DaL03 3.50% 1.63% 3.50%
<K> CreditCards 31783 11 2017-08-03 00:24:04 0:00:00 q9qssLnd 4.80% 1.66% 4.80%
<K> DomClassifier 31755 71 2017-08-03 00:23:52 0:00:32 WzDFFBX 1.70% 1.64% 5.73%
<K> Indexer 31870 10 2017-08-03 00:24:03 0:00:01 0255zMLU 67.60% 1.93% 61.47%
<K> Lines 31744 5 2017-08-03 00:24:03 0:00:01 zLEpJfB 5.20% 1.57% 3.37%
<K> MlXer 31704 2 2017-08-03 00:24:03 0:00:01 6GzeZ7zx 0.30% 0.43% 0.40%
<K> ModuleStats 31932 33 2017-08-03 00:23:57 0:00:07 7QCEJHTV 0.00% 1.64% 0.00%
<K> Phone 31888 2 2017-08-03 00:24:04 0:00:00 ghqFECHA 3.40% 1.59% 3.85%
<K> Release 31899 30 2017-08-03 00:23:57 0:00:07 3PwHXVLJ 1.80% 1.64% 0.55%
<K> SQLInjectionDetection 31941 1 2017-08-03 00:23:55 0:00:09 JNP00wmj 0.00% 1.49% 0.10%
<K> Tokenize 31775 42 2017-08-03 00:24:03 0:00:01 WTSF5hgL 6.60% 1.57% 6.60%
<K> Web 31818 17 2017-08-03 00:23:45 0:00:19 JNP00wmj 0.00% 1.74% 0.00%
<K> WebStats 31922 2 2017-08-03 00:23:14 0:00:50 JNP00wmj 0.00% 0.51% 0.00%

Idle Queues
Action Queue Idle Time Last paste hash
<K> Global 31717 0:00:00 nD0wHkX
<K> Keys 31880 0:00:00 yCWJXRlp
<K> Mail 31805 0:00:01 rhn2F3Yt

Queues not running
Action Queue State
<S> Curve Stuck or idle, restarting disabled
<S> CurveManagementTopSets Not running by default
<S> Cve Stuck or idle, restarting disabled
<S> DumpValidOntion Not running by default
<S> Duplicates Stuck or idle, restarting disabled
<S> Ontion Stuck or idle, restarting disabled
<S> PreProcessFeed Not running by default
<S> RegexForTermsFrequency Stuck or idle, restarting disabled
<S> SentimentAnalysis Stuck or idle, restarting disabled
<S> SetForTermsFrequency Stuck or idle, restarting disabled

Logs
TTime Module PID Info
00:23:29 Duplicates 31725 Cleared invalid pid in MODULE_TYPE_Duplicates
00:23:29 SentimentAnalysis 31961 *invalid pid in MODULE_TYPE_SentimentAnalysis
00:23:29 RegexForTermsFrequency 31852 *id pid in MODULE_TYPE_RegexForTermsFrequency
00:23:29 Curve 31837 Cleared invalid pid in MODULE_TYPE_Curve
00:23:29 SetForTermsFrequency 31864 *id pid in MODULE_TYPE_SetForTermsFrequency
00:23:11 * - - cleared redis module info

0:24 0$ bash [1 ModuleInformation] 2-5 MlXer 3$ Global 4$ Duplicates 5$ Attributes 6$ Lines 7$ DomClassifier 8$ Categ 9$ Tokenize 10$ CreditCards 11$ Ontion 12$ Mail 13$ Web 14$ Creden
```